

FEATURES

- Design for automotive and car alarm applications.
- Standard type & High sensitivity type available.
- European footprint and USA footprint are both available.
- 1 Form A (SPST-NO) to 1 Form C (SPDT) arrangements.
- Nominal power 1200mW~1600mW.
- Operating power 500mW~680mW.
- Open type flux free and sealed type available.



CONTACT RATINGS

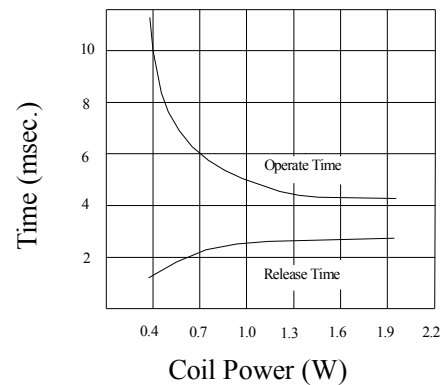
- Contact Arrangement.....1 Form A (SPST-NO)
1 Form B (SPST-NC)
1 Form C (SPDT)
- Max. Switching Power
 1Form A.....560W; 1 Form B.....420W ; 1Form C.....560W
- Max. Switching Voltage..... 14VDC
- Max. Switching Current
 1Form A.....40A ; 1 Form B.....30A ; 1Form C.....40A
- Contact Resistance..... $\leq 50m\Omega$
- Rating Load
 1Form A.....40A/14VDC ; 1Form B.....30A/14VDC
 1Form C.....NO: 40A/14VDC NC: 20A/14VDC
- Contact MaterialAg Alloy

CHARACTERISTICS

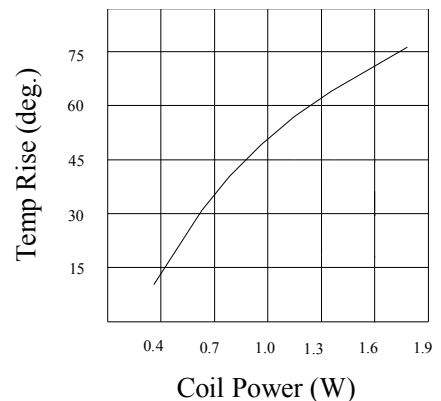
- Electrical Life..... 1×10^5
- Mechanical Life..... 1×10^7
- Initial Insulation Resistance.....Min. 100M Ω 500VDC
- Contact Resistance (Initial)..... $\leq 50m\Omega$
- Operate Time..... $\leq 5ms$
- Release Time..... $\leq 4ms$
- Initial Dielectric Strength
50/60Hz 1000VAC 1 min. (between open contacts)
50/60Hz 1500VAC 1 min. (between contacts and coil)
- Vibration Resistance
Malfunction: 10 to 55Hz at Double Amplitude of 1.5mm
Destructive: 10 to 55Hz at Double Amplitude of 1.5mm
- Shock Resistance...Malfunction: 10G (11ms) / Destructive: 100G (6ms)
- Ambient Temperature..... $-40^{\circ}C \sim +85^{\circ}C$
- Relative Humidity.....85% at $40^{\circ}C$
- Unit Weight.....Approx. 20g

956 Referential Data

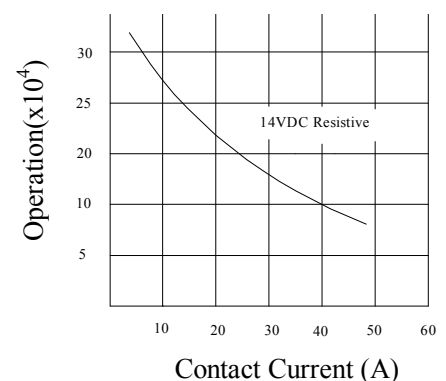
Timing



Coil Temperature Rise



Life Curves



ORDERING INFORMATION

956 H - 1C -12 D S U
 1 2 3 4 5 6 7

Terminal Type.....U = U.S.A. Size
E = Europe Size
 Enclosure.....Nil = Open Type (Without Dust Cover)
S = Sealed Type (With Dust Cover)
 Coil Type..... D: DC
 Coil Voltage.....6~24V
 Contact Arrangement.....1A = 1 Form A (SPST-NO)
1B = 1 Form B (SPST-NC)
1C = 1 Form C (SPDT)
 Coil Sensitivity.....Nil = Standard Type
H = High Sensitive Type
 Model Number.....956

COIL RATINGS (at 20°C)

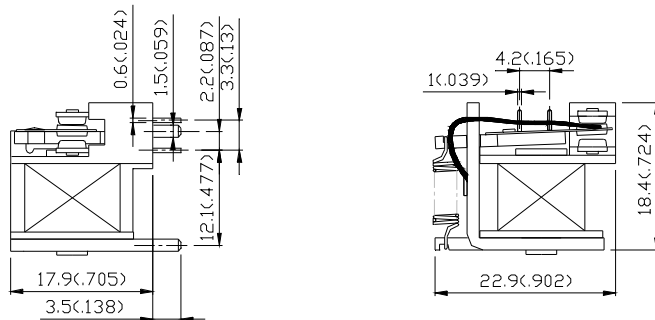
COIL TYPE	Coil Nominal Voltage (V)	Coil Resistance ($\Omega \pm 10\%$)	Pick-Up Voltage (V) \leq	Drop-Out Voltage (V) \geq	Nominal Current (mA)
DC Standard Coils	3	5.6	1.7	0.3	533.3
	6	22.5	3.4	0.6	266.7
	12	90	6.8	1.2	133.3
	24	360	13.6	2.4	66.7
DC High Sensitive Coils	6	30	4.5	0.6	200
	9	67.5	6.75	0.9	133.3
	12	120	9	1.2	100
	24	480	18	2.4	50

* Max Continuous Voltage at 20°C: 110% of Coil Nominal Voltage.

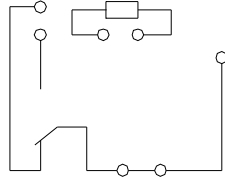
OUTLINE DIMENSIONS

OPEN TYPE

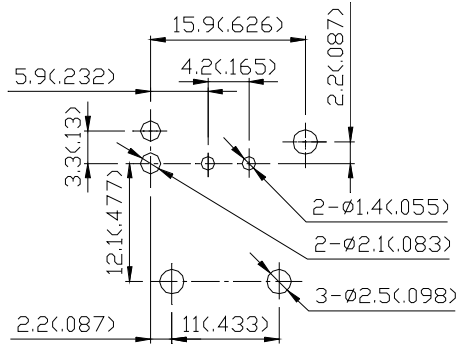
EUROPE SIZE



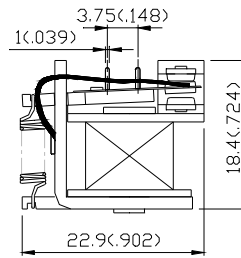
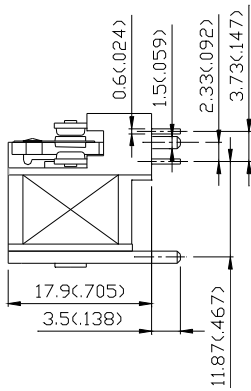
**Internal Connections
(Bottom View)**



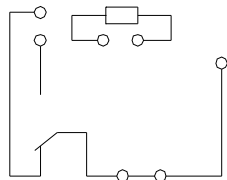
**Drilling Plan
(Bottom View)**



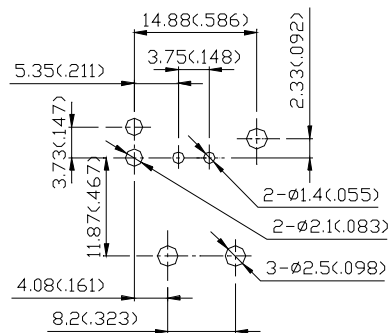
U. S. A. SIZE



**Internal Connections
(Bottom View)**



**Drilling Plan
(Bottom View)**

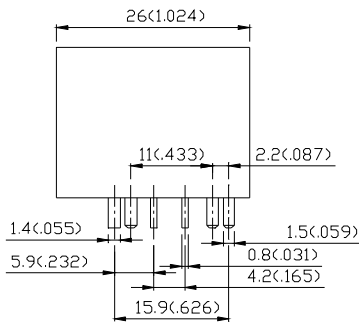


REMARK: Tolerance of outline dimensions: $\pm 0.2(.008)$.

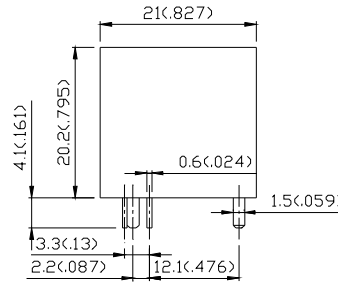
UNIT: mm (inch)

SEALED TYPE

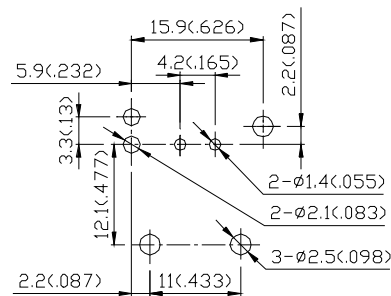
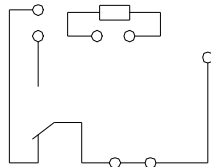
EUROPE SIZE



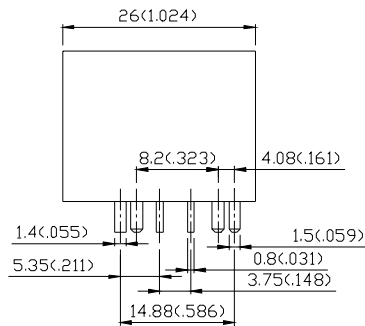
**Internal Connections
(Bottom View)**



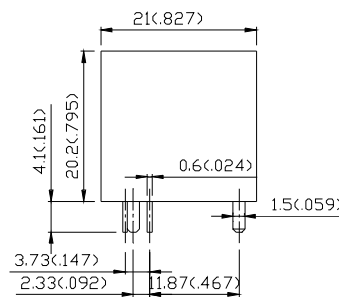
**Drilling Plan
(Bottom View)**



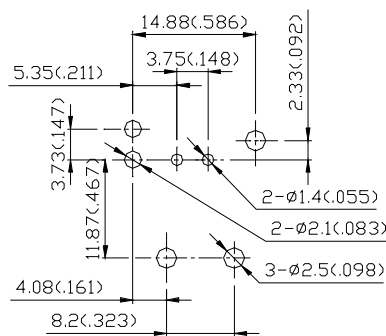
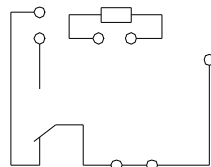
U.S.A. SIZE



**Internal Connections
(Bottom View)**



**Drilling Plan
(Bottom View)**



REMARK: Tolerance of outline Dimensions: $\pm 0.2(.008)$.

UNIT: mm (inch)